

INTRODUCING  
*The Architectural Series*  
BY TOWN & COUNTRY



TOWN & COUNTRY LUXURY FIREPLACES

*Go ahead – fire up your imagination.*

[www.townandcountryfireplaces.com](http://www.townandcountryfireplaces.com)



## *The Architectural Series*

Introducing The Architectural Series by Town & Country, North America's most sophisticated luxury fireplace.

Designed for visual performance, The Architectural Series features a dramatic flame powered by 16,000 BTUs per foot combined with a custom firebox airflow control system to allow fine art or the ultimate TV to hang directly above the viewing area.

Narrow depth cool touch glass makes the flame the focal point while loadbearing construction offers the interior designer complete flexibility.

- 3 ft. – 8 ft. burner lengths in 1 ft. increments
- cool touch glass in 2 heights
- six distinctive configurations
- one continuous grand flame



### DISTINGUISHING FEATURES

- 16,000 BTU/ft
- Direct ignition
- Combustible finish to glass edge
- Load bearing up to 1" marble
- No metal supports in view
- Full colour LED under- lit burner
- "Shadow-Free" glass burner
- No pilot assembly in viewing area
- Honeywell 24-volt valve
- Smart Home capable
- Electronic heat exchanger

### CONFIGURATIONS


- Length: 3ft - 8ft
- Glass Height: 16" or 24"

For more information, email:

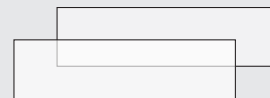
[launch@townandcountryfireplaces.com](mailto:launch@townandcountryfireplaces.com)

[townandcountryfireplaces.com](http://townandcountryfireplaces.com)

### CONFIGURATIONS




Corner Left




See-Thru




Peninsula Left




Single Pane



Corner Right



Panorama



Peninsula Right